

# COLUMBIA PRODUCTS SANI-LAV®

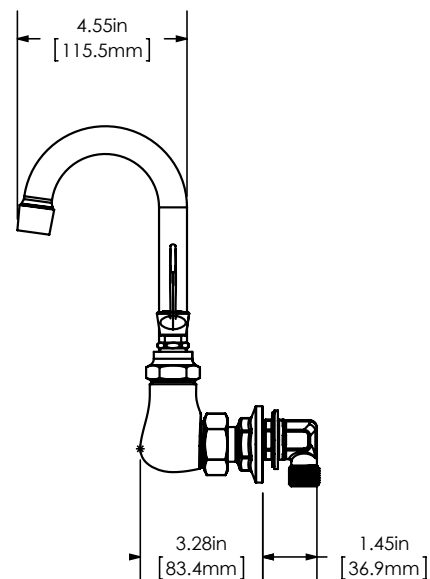
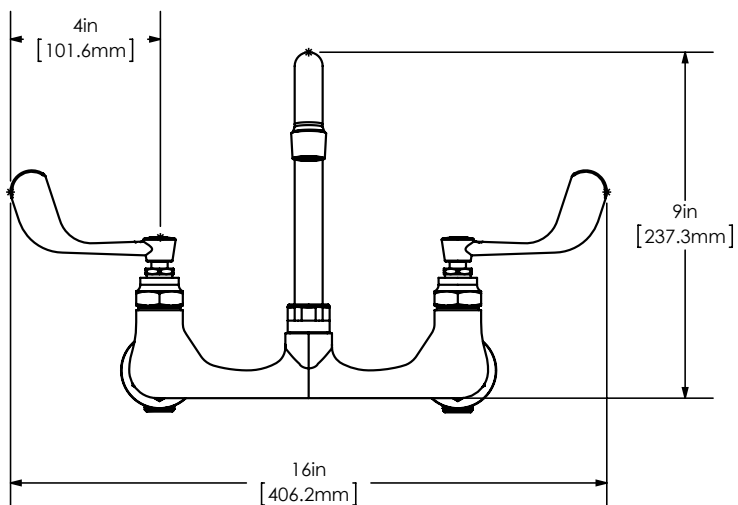
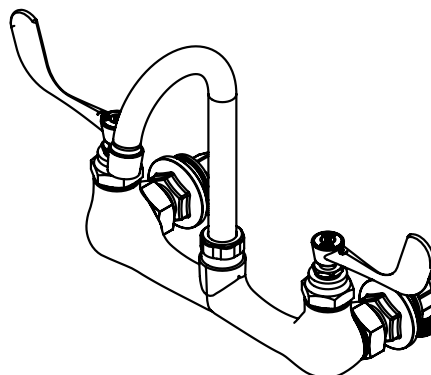
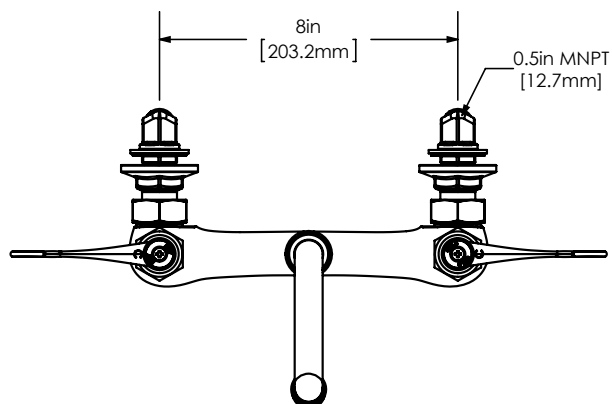
## Faucet Models 206 and 206.5



Model 206 and 206.5

Certified to NSF/ANSI 61, Section 9 by CSA, ASME A112.18.1/CSA B125.1  
Standard flow rate: 2 GPM, low-flow model 204.5: 0.5 GPM.

## ■ Model 206 and 206.5



## Replacement Parts

Part No.	Description	Quantity
<b>1 275SP</b>	<b>5" Gooseneck Swivel Spout</b>	1
<b>2 1002</b>	<b>Aerator 55/64 - 27 Thread Size</b> Standard 2.0 GPM Flow Rate	1
<b>3 1003</b>	<b>Aerator 55/64 - 27 Thread Size</b> Low-flow 0.5 GPM Flow Rate	1
<b>4 211C</b>	<b>4" Wrist Handle Replacement Kit</b>	
<b>A</b>	Hot Side Handle, Screw and Color Coded Washer	1
<b>B</b>	Cold Side Handle, Screw and Color Coded Washer	1
<b>5 204RK</b>	<b>Faucet Valve Repair Kit</b>	
<b>A</b>	Hot Side Valve Assembly	1
<b>B</b>	Cold Side Valve Assembly	1
<b>6 1009</b>	<b>Faucet Mounting Kit</b> Brass Elbow, Nipple, Nut and Washer	1

