


COLUMBIA PRODUCTS SANI-LAV®

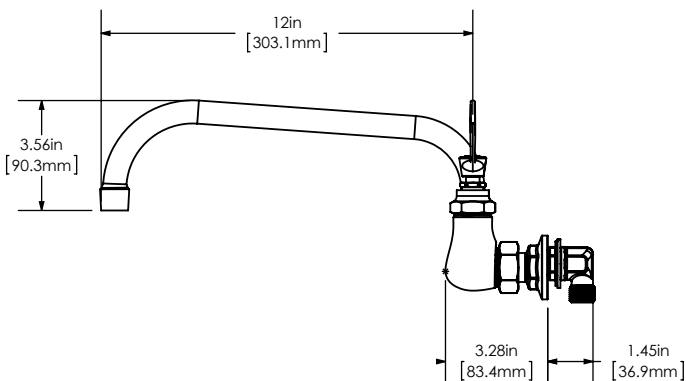
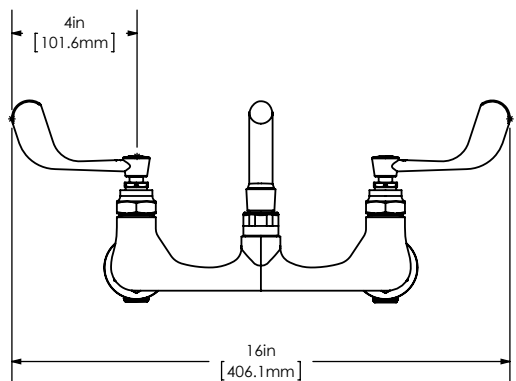
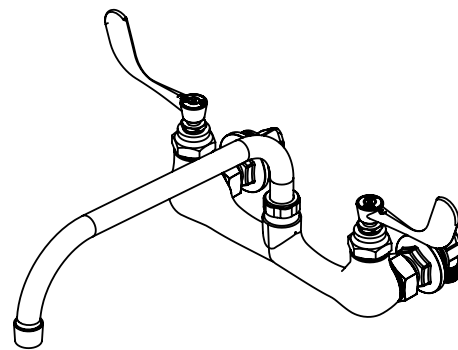
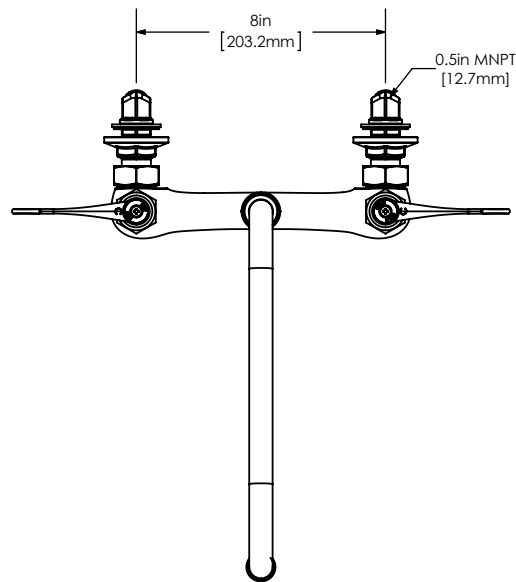
Faucet Models 205 and 205.5



Model 205 and 205.5

Certified to NSF/ANSI 61, Section 9 by CSA, ASME A112.18.1/CSA B125.1
Standard flow rate: 2 GPM, low-flow model 204.5: 0.5 GPM.

■ Model 205 and 205.5



Replacement Parts

Part No.	Description	Quantity
1 205SP	12" Swivel Spout	1
2 1002	Aerator 55/64 - 27 Thread Size Standard 2.0 GPM Flow Rate	1
3 1003	Aerator 55/64 - 27 Thread Size Low-flow 0.5 GPM Flow Rate	1
4 211C	4" Wrist Handle Replacement Kit	
A	Hot Side Handle, Screw and Color Coded Washer	1
B	Cold Side Handle, Screw and Color Coded Washer	1
5 204RK	Faucet Valve Repair Kit	
A	Hot Side Valve Assembly	1
B	Cold Side Valve Assembly	1
6 1009	Faucet Mounting Kit Brass Elbow, Nipple, Nut and Washer	1

