

Hands-Free Wall Mount Stainless Steel Sink

Model	Flow-Rate
707	Standard 2.0 GPM
707.5	Low-Flow 0.5 GPM

Product Specifications

Hands-Free operation is ideal for use in food service applications. Built to last using 16-gauge, type 304 stainless steel. Exposed surfaces have a satin finish. Specially designed knee valves provide easy access to working parts without disconnecting mount or plumbing.

Outside Dimensions	20" x 17-1/2" x 16-1/2" High
Inside Bowl Size	17" x 14" x 7" Deep
Back Splash Height	9-1/2"
Side Splash Height	9-1/2"
Water Activation	Double Knee Pedal Valve
Flow Rate	2 GPM
Inlet Connections	1/2" Male NPT
Drain Opening	2"
Finish	Satin
Strainer	1-1/2" Dia. Duo Basket Strainer
Wall Mounting Bracket	1/4" Dia. Mounting Holes

Includes

- (1) Wall mount sink
- (1) Double knee pedal valve with 2 nuts
- (1) Swivel gooseneck spout with aerator
- (1) Connecting tube for valve to spout connection
- (2) Fittings, brass, 0.375" male compression and 0.375" male NPT
- (1) Wall-mounting bracket
- (2) Support brackets with 4 mounting bolts
- (1) Strainer assembly with basket

Product Compliance

NSF/ANSI 2 Food Equipment  
NSF/ANSI 372 Low-Lead



Part: \_\_\_\_\_ Quantity: \_\_\_\_\_

Project: \_\_\_\_\_

Contact: \_\_\_\_\_

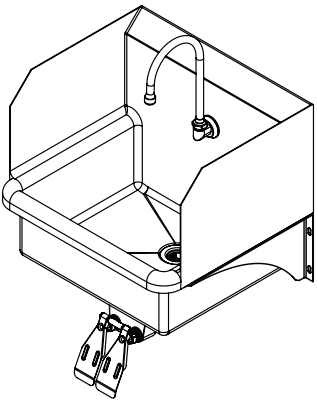
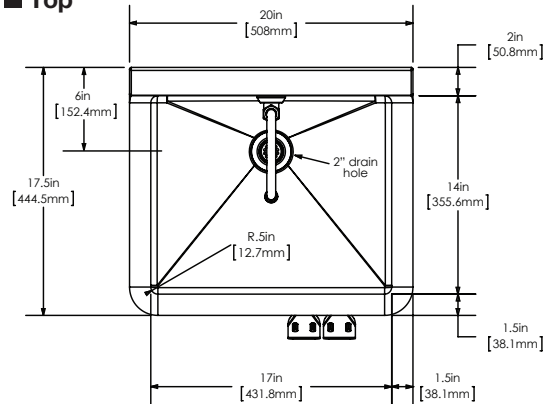
Date: \_\_\_\_\_

Approval: \_\_\_\_\_

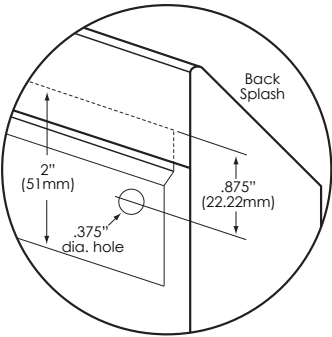
Notes:

Hands-Free Wall Mount Stainless Steel Sink  
Models 707 and 707.5

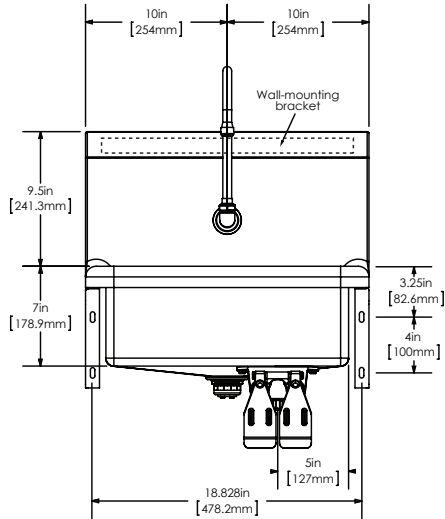
Top



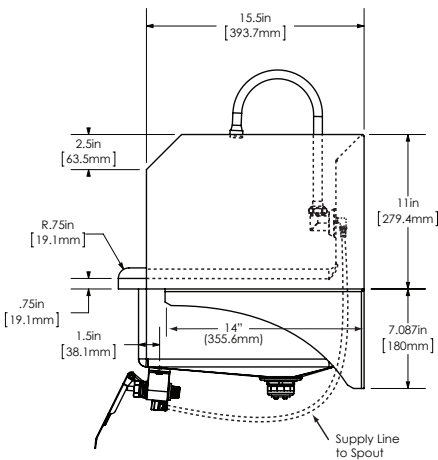
Wall Mounting Detail



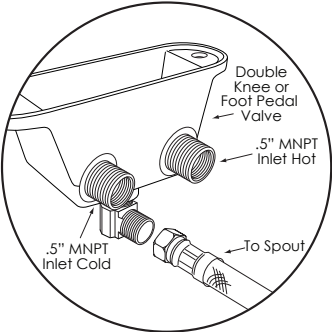
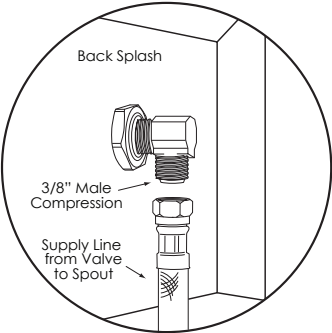
Front



Side



Supply Line Detail



Hole Configuration

