

Wall Mount Stainless Steel Sink

Model	Flow-Rate
705F	Standard 2.0 GPM
705F.5	Low-Flow 0.5 GPM

Product Specifications

Hands-Free operation is ideal for use in food service applications. Built to last using 16-gauge, type 304 stainless steel. Exposed surfaces have a satin finish.

Outside Dimensions	20" x 17-1/2" x 16-1/2" High
Inside Bowl Size	17" x 14" x 7" Deep
Back Splash Height	9-1/2"
Water Activation	Manual Faucet with 4" Handles
Faucet Mounting Center	8"
Flow Rate	2 GPM
Inlet Connections	1/2" Male Compression
Drain Opening	2"
Finish	Satin
Strainer	1-1/2" Dia. Duo Basket Strainer
Wall Mounting Bracket	1/4" Dia. Mounting Holes

Includes

- 1) Wall mount sink
- (1) 8" on center faucet
- (1) Faucet mounting kit
- (1) Wall-mounting bracket
- (2) Support brackets with 4 mounting bolts
- (1) Strainer assembly with basket

Product Compliance

NSF/ANSI 2 Food Equipment
NSF/ANSI 61, Section 9
ASME A112.18.1/CSA B125.1



Part: _____ Quantity: _____

Project: _____

Contact: _____

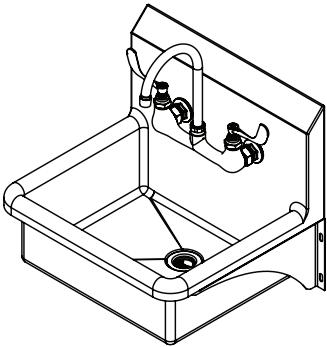
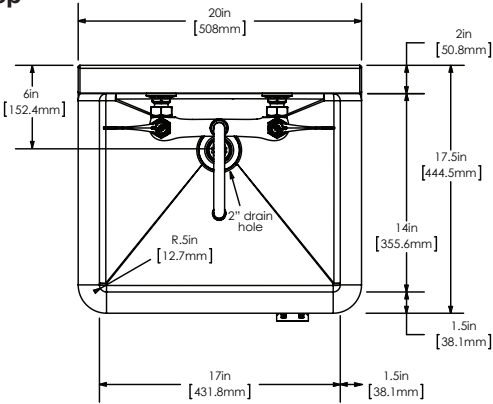
Date: _____

Approval: _____

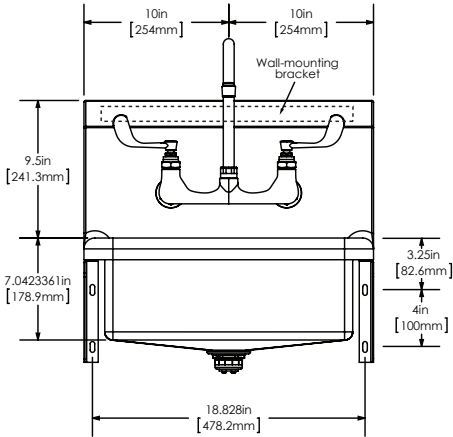
Notes:

Wall Mount Stainless Steel Sink
Models 705F and 705F.5

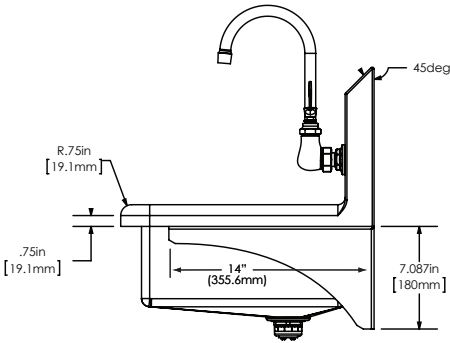
Top



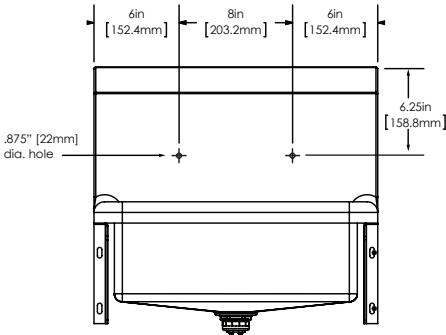
Front



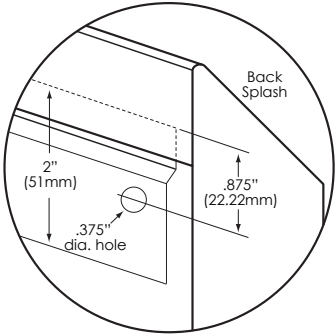
Side



Hole Configurations



Wall Mounting Detail



Supply Line Detail

