

Wall Mount Stainless Steel Sink

Model
7058

Product Specifications

Built to last using 16-gauge, type 304 stainless steel.  
Exposed surfaces have a satin finish.

Outside Dimensions	20" x 17-1/2" x 16-1/2" High
Inside Bowl Size	17" x 14" x 7" Deep
Back Splash Height	9-1/2"
Faucet Mounting Center	8"
Faucet Mounting Holes	7/8" Dia.
Drain Opening	2"
Finish	Satin
Strainer	1-1/2" Dia. Duo Basket Strainer
Wall Mounting Bracket	1/4" Dia. Mounting Holes

Includes

- (1) Wall mount sink
- (1) Wall-mounting bracket
- (2) Support brackets with 4 mounting bolts
- (1) Strainer assembly with basket

Product Compliance

NSF/ANSI 2 Food Equipment



Part: \_\_\_\_\_ Quantity: \_\_\_\_\_

Project: \_\_\_\_\_

Contact: \_\_\_\_\_

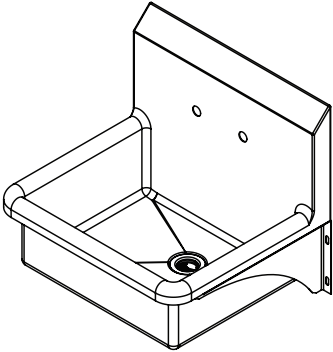
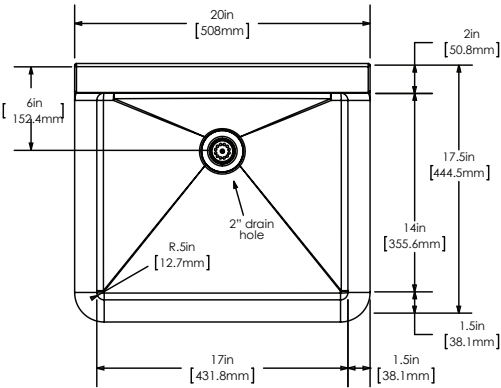
Date: \_\_\_\_\_

Approval: \_\_\_\_\_

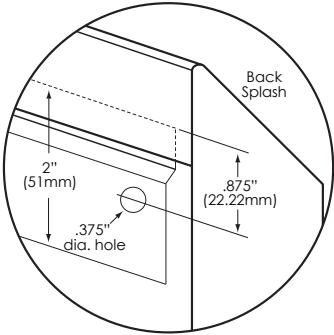
Notes:

Wall Mounte Stainless Steel Sink  
Model 7058

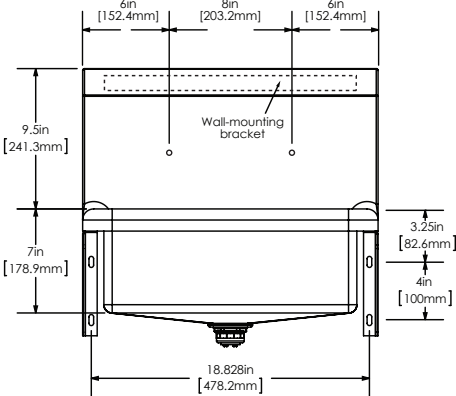
Top



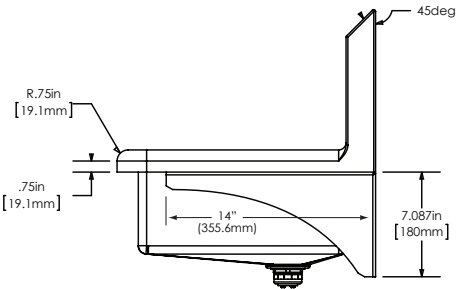
Wall Mounting Detail



Front



Side



Hole Configurations

