

Hands-Free Wall Mount Stainless Steel Sink

Model	Flow-Rate
608	Standard 2.0 GPM
608-0.5	Low-Flow 0.5 GPM

Product Specifications

Hands-Free operation is ideal for use in food service applications. Built to last using 16-gauge, type 304 stainless steel. Exposed surfaces have a satin finish. Specially designed knee valves provide easy access to working parts without disconnecting mount or plumbing.

Outside Dimensions	19" x 16" x 15" High
Inside Bowl Size	16" x 12-1/2" x 6" Deep
Back Splash Height	9"
Water Activation	Double Knee Pedal Valve
Flow Rate	2 GPM
Inlet Connections	1/2" Male NPT
Drain Opening	2"
Finish	Satin
Strainer	1-1/2" Dia. Duo Basket Strainer
Wall Mounting Bracket	1/4" Dia. Mounting Holes

Includes

- (1) Wall mount sink
- (1) Double knee pedal valve with 2 nuts
- (1) Swivel gooseneck spout with aerator
- (1) Connecting tube for valve to spout connection
- (2) Fittings, brass, 0.375" male compression and 0.375" male NPT
- (1) Wall-mounting bracket
- (2) Support brackets with 4 mounting bolts
- (1) Strainer assembly with basket

Product Compliance

NSF/ANSI 2 Food Equipment
NSF/ANSI 372 Low-Lead



Part: _____ Quantity: _____

Project: _____

Contact: _____

Date: _____

Approval: _____

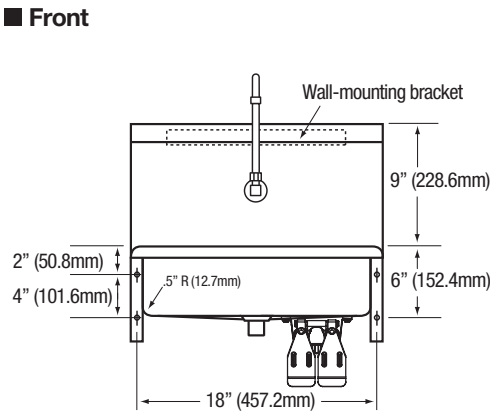
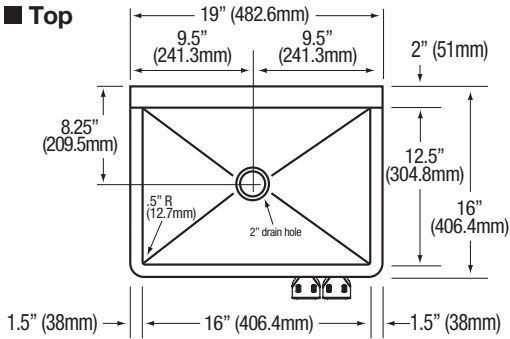
Notes:



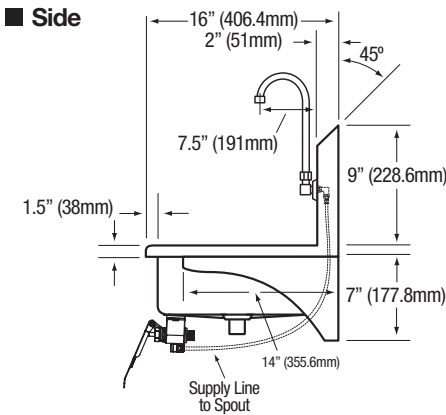
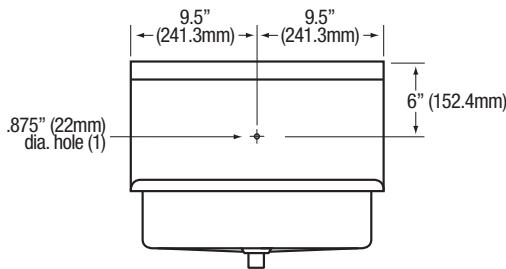
WARNING: Equipment that include faucets on this page may contain a chemical known to the State of California to cause cancer, birth defects or other reproductive harm.

COLUMBIA PRODUCTS
800.626.2117 • columbiasinks.com • info@columbiasinks.com

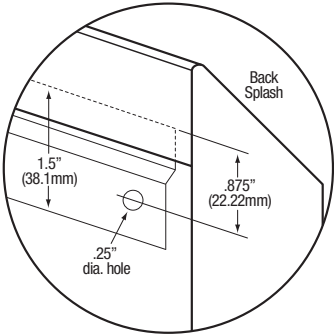
Hands-Free Wall Mount Stainless Steel Sink
Models 608 and 608-0.5



■ Hole Configuration



■ Wall Mounting Detail



■ Supply Line Detail

