

Hands-Free Floor Mount
Stainless Steel Scrub Sink

Model	Flow-Rate
532FS	Standard 2.0 GPM
532FS-0.5	Low-Flow 0.5 GPM

Product Specifications

Seamless welded construction of 14-gauge type 304 stainless steel with a 1-1/2" rolled rim on front and sides. Exposed surfaces have a uniformed satin finish. Specially designed foot valves provide easy access to working parts without disconnecting mount or plumbing.

Outside Dimensions	31" x 20" x 45-1/2" High
Inside Bowl Size	28" x 16-1/2" x 10-1/2" Deep
Back Splash Height	8"
Water Activation	Double Foot Pedal Valve
Flow Rate	2 GPM
Inlet Connections	1/2" Male NPT
Drain Opening	3-1/2"
Finish	Satin
Strainer	Basket Type
Wall Mounting Bracket	1/4" dia. Mounting Holes
Strainer	Basket Type

Includes

- (1) Floor mount sink
- (1) Leg assembly set
- (4) Washers and nuts for connection sink to leg assembly set
- (1) Double foot pedal valve (bottom mount) with 2 nuts
- (1) Swivel gooseneck spout with aerator
- (1) Connecting tube for valve to spout connection
- (2) Fittings, brass, 0.375" male compression and 0.375" male NPT
- (1) Strainer assembly with basket

Product Compliance

NSF/ANSI 2 Food Equipment
NSF/ANSI 372 Low-Lead



Part: _____ Quantity: _____

Project: _____

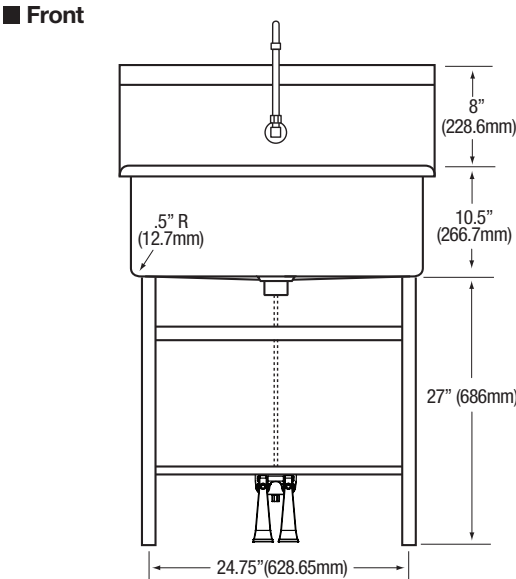
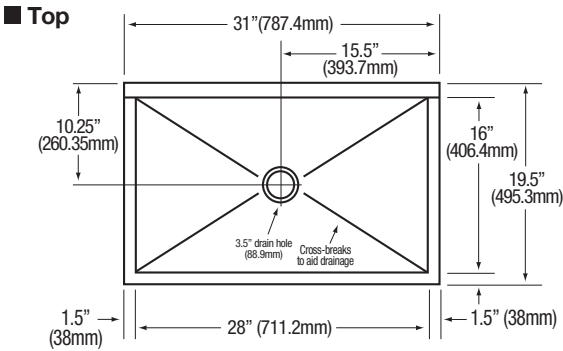
Contact: _____

Date: _____

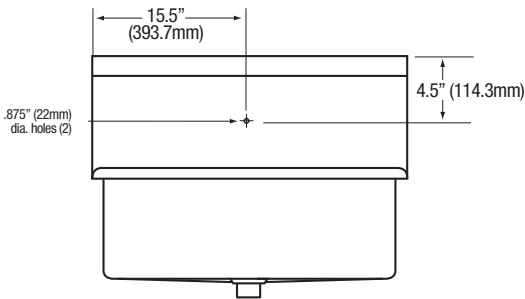
Approval: _____

Notes:

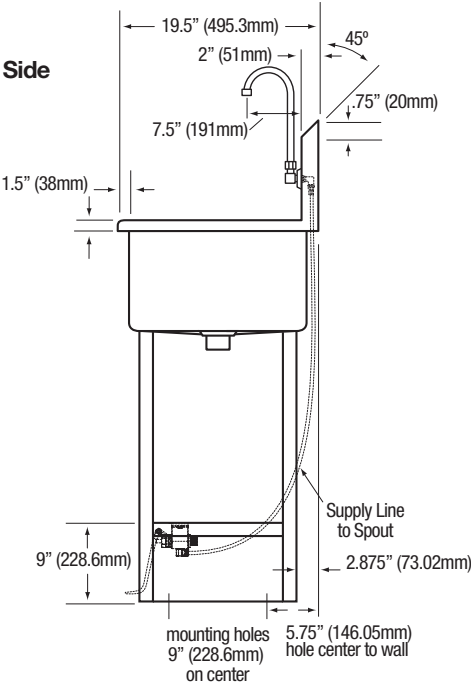
Hands-Free Floor Mount Stainless Steel Scrub Sink
Models 532FS and 532FS-0.5



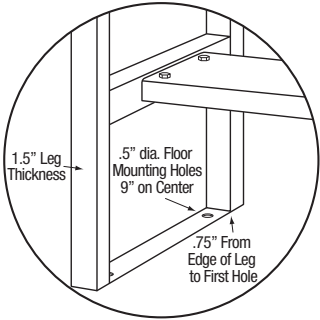
■ Hole Configurations



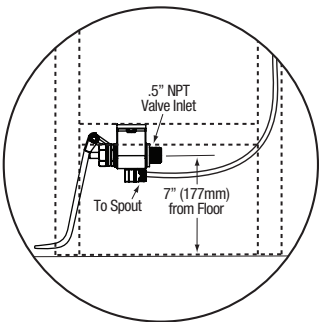
■ Side



■ Floor Mounting Detail



■ Plumbing Detail



■ Supply Line Detail

