

Floor Mount Stainless Steel Sink

Model
5210

Product Specifications

Deep drawn from heavy duty 18-gauge type 304 stainless steel with large rounded corners. Exposed surfaces have an electropolished finish to enhance resistance to corrosion, reduce any bacterial growth and make for easier cleaning.

Outside Dimensions	21" x 20" x 41-1/2" High
Inside Bowl Size	19" x 16" x 10" Deep
Back Splash Height	9-1/2"
Faucet Mounting Hole	7/8" Dia.
Drain Opening	2"
Finish	Electropolished
Strainer	1-1/2" Dia. Duo Basket Strainer

Includes

- (1) Floor mount sink and pedestal base
- (6) Washers and nuts for connecting sink to base
- (1) Strainer Assembly with Basket

Product Compliance

NSF/ANSI 2 Food Equipment



Part: _____ Quantity: _____

Project: _____

Contact: _____

Date: _____

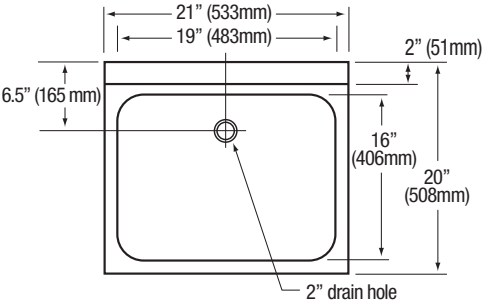
Approval: _____

Notes:

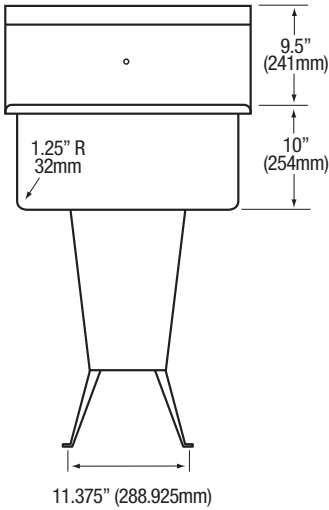


Floor Mount Stainless Steel Sink
Model 5210

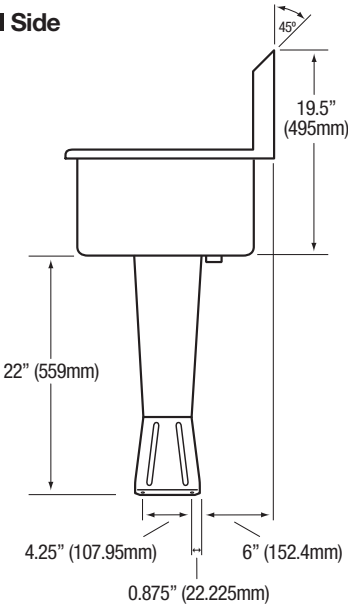
Top



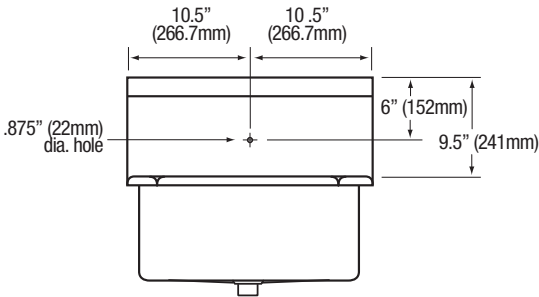
Front



Side



Hole Configuration



Floor Mounting Detail

