

Hands-Free Wall Mount Stainless Steel Sink

Model	Flow-Rate
505L	Standard 2.0 GPM
505L-0.5	Low-Flow 0.5 GPM

Product Specifications

Hands-Free operation is ideal for use in food service applications. Deep drawn from heavy duty 18-gauge type 304 stainless steel with large rounded corners. Exposed surfaces have an electropolished finish to enhance resistance to corrosion, reduce any bacterial growth and make for easier cleaning. Specially designed knee valves provide easy access to working parts without disconnecting mount or plumbing.

Outside Dimensions	19" x 18" x 16-1/2" High
Inside Bowl Size	17" x 14" x 7" Deep
Back Splash Height	9-1/2"
Water Activation	Double Knee Pedal Valve
Flow Rate	0.5 (Low-Flow) or 2.0 GPM
Inlet Connections	1/2" Male NPT
Drain Opening	2"
Finish	Electropolished
Strainer	1-1/2" Dia. Duo Basket Strainer
Wall Mounting Bracket	1/4" Dia. Mounting Holes

Includes

- (1) Wall mount sink
- (1) Double knee pedal valve with 2 nuts
- (1) Swivel gooseneck spout with aerator
- (1) Connecting tube for valve to spout connection
- (2) Fittings, brass, 0.375" male compression and 0.375" male NPT
- (1) Wall-mounting bracket
- (1) Strainer assembly with basket

Product Compliance

NSF/ANSI 2 Food Equipment
NSF/ANSI 372 Low-Lead



Part: _____ Quantity: _____

Project: _____

Contact: _____

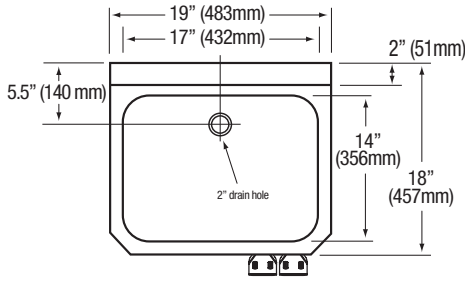
Date: _____

Approval: _____

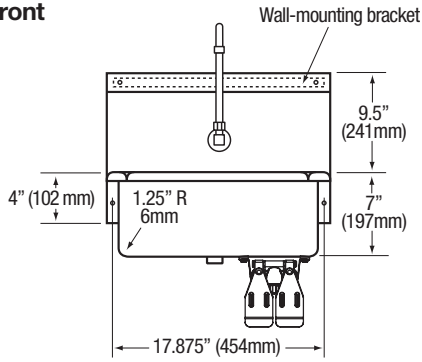
Notes:

**Hands-Free Wall Mount Stainless Steel Sink
Models 505L and 505L-0.5**

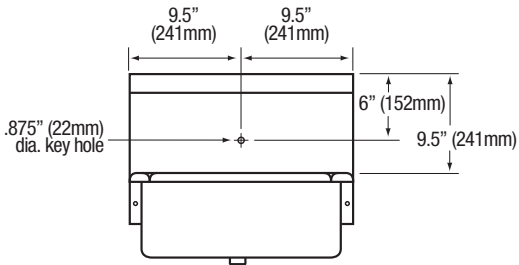
■ **Top**



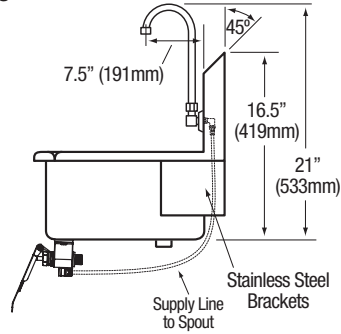
■ **Front**



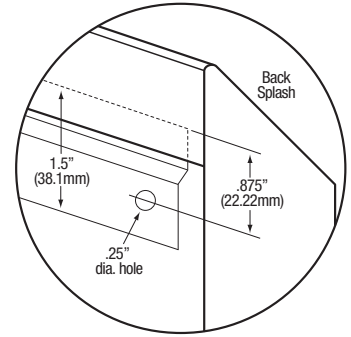
■ **Hole Configuration**



■ **Side**



■ **Wall Mounting Detail**



■ **Supply Line Detail**

