

Floor Mount Stainless Steel Sink

Model
5018

Product Specifications

Deep drawn from heavy duty 18-gauge type 304 stainless steel with large rounded corners. Exposed surfaces have an electropolished finish to enhance resistance to corrosion, reduce any bacterial growth and make for easier cleaning.

Outside Dimensions	19" x 18" x 41-1/2" High
Inside Bowl Size	17" x 14" x 7" Deep
Back Splash Height	9-1/2"
Faucet Mounting Center	8"
Faucet Mounting Holes	7/8" Dia.
Drain Opening	2"
Finish	Electropolished
Strainer	1-1/2" Dia. Duo Basket Strainer

Includes

- (1) Floor mount sink and pedestal base
- (6) Washers and nuts for connecting sink to base
- (1) Strainer assembly with basket

Product Compliance

NSF/ANSI 2 Food Equipment



Part: \_\_\_\_\_ Quantity: \_\_\_\_\_

Project: \_\_\_\_\_

Contact: \_\_\_\_\_

Date: \_\_\_\_\_

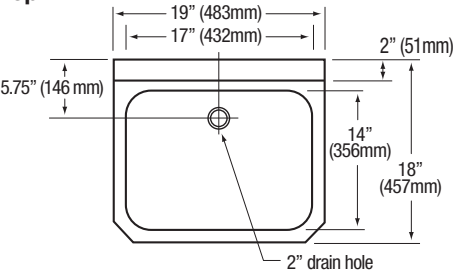
Approval: \_\_\_\_\_

Notes:

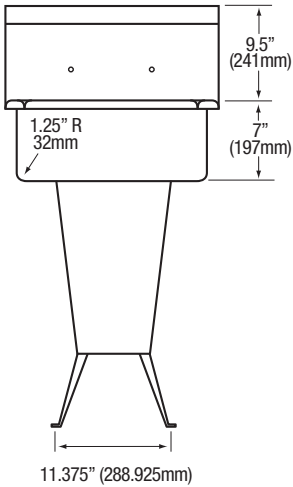


Floor Mount Stainless Steel Sink  
Model 5018

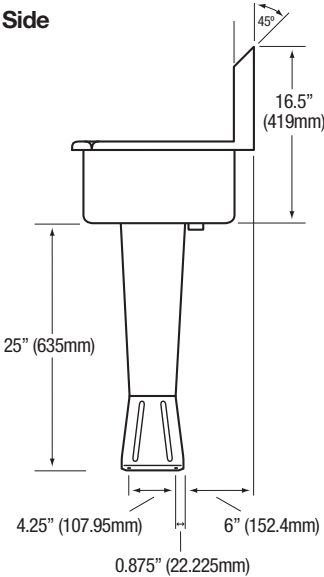
Top



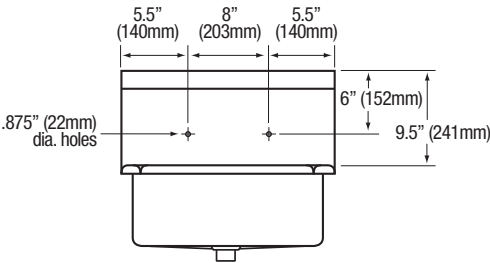
Front



Side



Hole Configurations



Floor Mounting Detail

