


COLUMBIA PRODUCTS SANI-LAV®

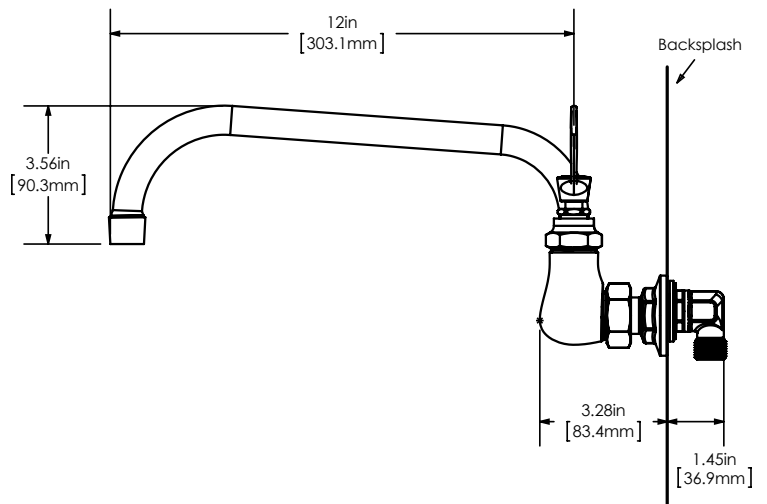
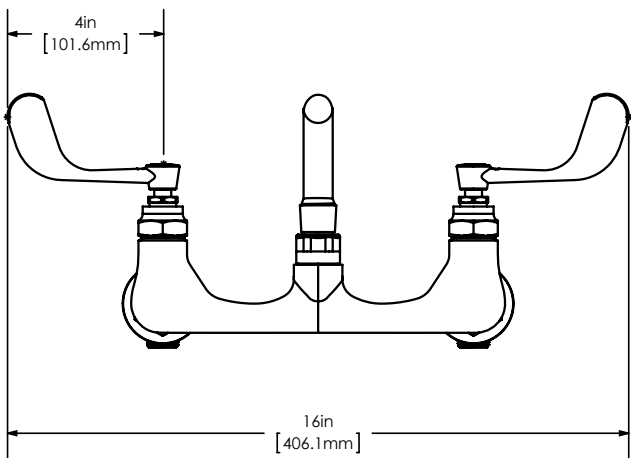
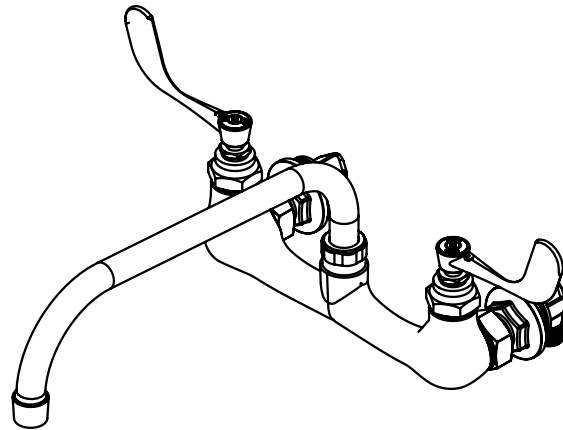
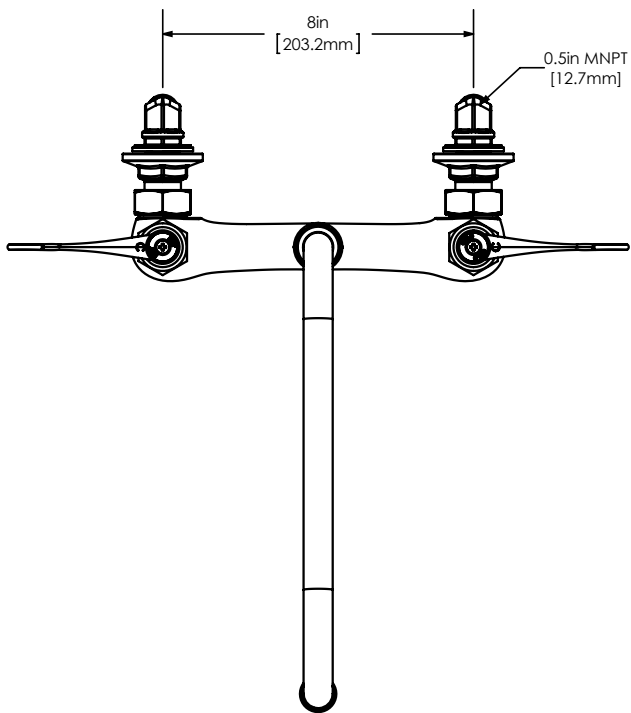
Faucet Models 205 and 205.5



Model 205 and
Low-flow Model 205.5



Certified to NSF/ANSI 61, Section 9 by CSA, ASME A112.18.1/CSA B125.1
Standard flow rate: 2 GPM, low-flow model: 0.5 GPM.

**Notice for California Consumers**

WARNING: This product can expose you to chemicals including Chromium (hexavalent compounds), Lead, and Phthalates (DEHP) which are known to the State of California to cause cancer and birth defects or other reproductive harm. For more information go to www.P65Warnings.ca.gov.

NOTE: Lead content originates from Brass components in valves and faucets and is certified under NSF/ANSI 372 as containing less than 0.25% lead in wetted surfaces.

COLUMBIA PRODUCTS

1622 Browning • Irvine, CA • 92606-4809 • Phone: 949.474.0777 • Toll Free: 800.626.2117 • Fax: 949.474.1191 • www.columbiasinks.com • email: info@columbiasinks.com

©2020 Columbia Products

Replacement Parts

Part No.	Description	Quantity
1 205SP	12" Swivel Spout	1
2 1002	Aerator 55/64 - 27 Thread Size Standard 2.0 GPM Flow Rate	1
3 1003	Aerator 55/64 - 27 Thread Size Low-flow 0.5 GPM Flow Rate	1
4 211C	4" Wrist Handle Replacement Kit	
A	Hot Side Handle, Screw and Color Coded Washer	1
B	Cold Side Handle, Screw and Color Coded Washer	1
5 204RK	Faucet Valve Repair Kit	
A	Hot Side Valve Assembly	1
B	Cold Side Valve Assembly	1
6 1009	Faucet Mounting Kit Brass Elbow, Nipple, Nut and Washer	1
7 24FL	Female Wall Flange Hot or Cold Side Assembly	1

