

# COLUMBIA PRODUCTS SANI-LAV®

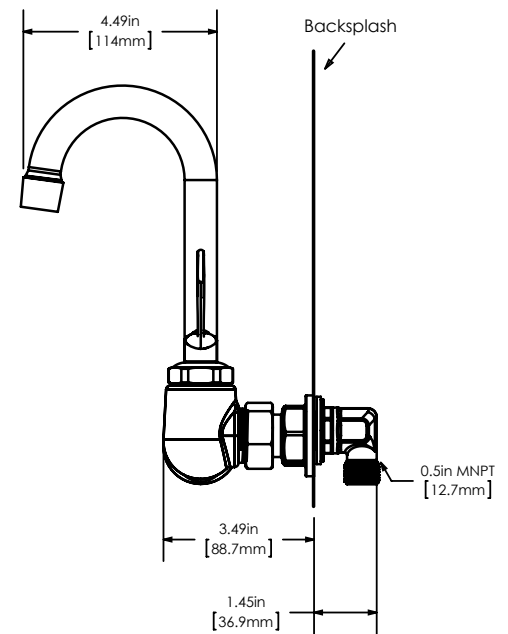
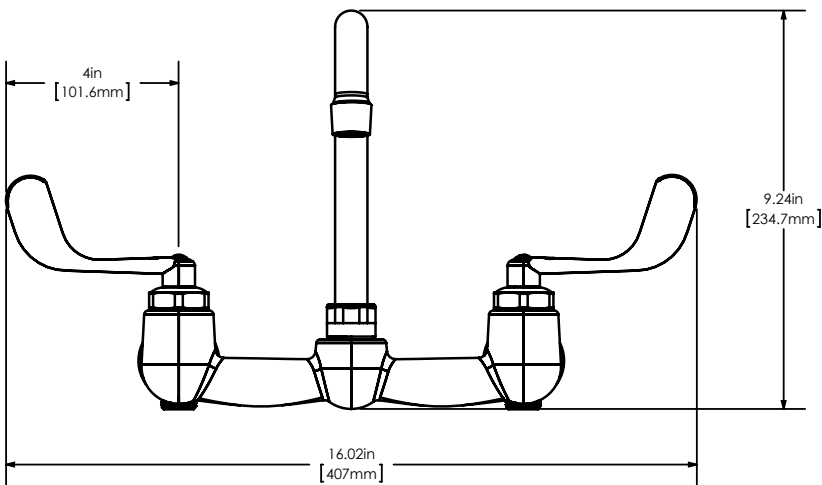
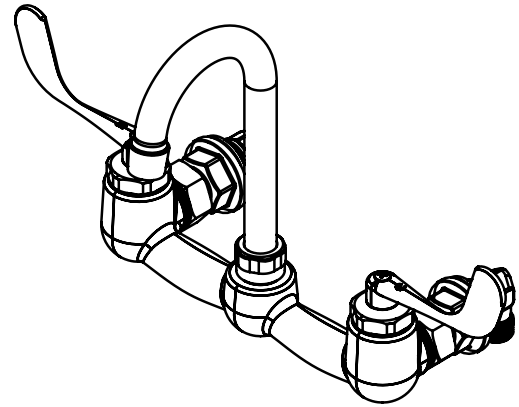
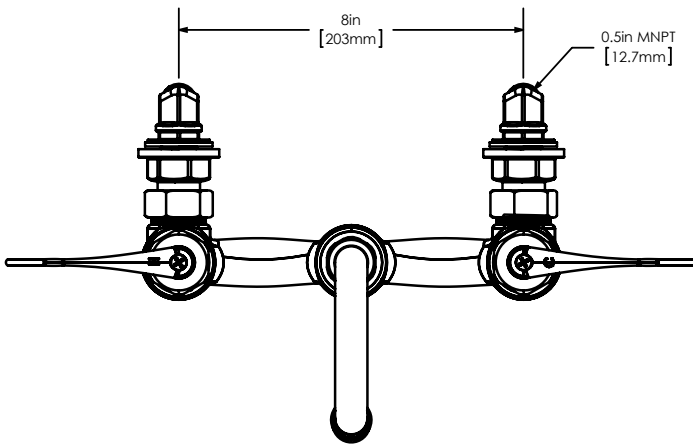
**Faucet Models 2006 and 2006-0.5**



Model 2006  
Low-flow Model 2006-0.5



Certified to NSF/ANSI 61, Section 9 by CSA, ASME A112.18.1/CSA B125.1  
Standard flow rate: 2 GPM, low-flow model: 0.5 GPM.

**Notice for California Consumers**

**WARNING:** This product can expose you to chemicals including Chromium (hexavalent compounds), Lead, and Phthalates (DEHP) which are known to the State of California to cause cancer and birth defects or other reproductive harm. For more information go to [www.P65Warnings.ca.gov](http://www.P65Warnings.ca.gov).

**NOTE:** Lead content originates from Brass components in valves and faucets and is certified under NSF/ANSI 372 as containing less than 0.25% lead in wetted surfaces.

**COLUMBIA PRODUCTS**

1622 Browning • Irvine, CA • 92606-4809 • Phone: 949.474.0777 • Toll Free: 800.626.2117 • Fax: 949.474.1191 • [www.columbiasinks.com](http://www.columbiasinks.com) • email: [info@columbiasinks.com](mailto:info@columbiasinks.com)

©2019 Columbia Products

## Replacement Parts

Part No.	Description	Quantity	Universal Part
<b>1</b> 2002	Swivel Spout Standard 2.0 GPM Flow Rate	1	Yes
<b>2</b> 2002-1-0.5	Swivel Spout Standard 0.5 GPM Flow Rate	1	Yes
<b>3</b> 1002	Aerator 55/64 - 27 Thread Size Standard 2.0 GPM Flow Rate	1	Yes
<b>4</b> 1003	Aerator 55/64 - 27 Thread Size Low-flow 0.5 GPM Flow Rate	1	Yes
<b>5</b> 2004-5	10-24 Oval Countersunk Screw x .5"	2	Yes
<b>6</b> 2011-2	Handle 4" inch - Hot	1	No
<b>7</b> 2011-1	Handle 4" inch - Cold	1	No
<b>8</b> 2004-4A	Bonnet Nut - Hot	1	No
<b>9</b> 2004-3A	Bonnet Nut - Cold	1	No
<b>10</b> 1062-HL	Faucet Valve Repair Kit Hot Side Valve Assembly	1	No
<b>11</b> 1062-CL	Faucet Valve Repair Kit Cold Side Valve Assembly	1	No
<b>12</b> 2004-2	Female Wall Flange Assembly	2	Yes
<b>13</b> 2004-1	Faucet Body Assembly	1	Yes
<b>14</b> 1009	Faucet Mounting Kit Brass Elbow, Nipple, Nut and Washer	1	Yes

