


COLUMBIA PRODUCTS

SANI-LAV[®]

Operating Manual for Hands-Free Floor Mounted Sinks
AC Models ES2-521L and ES2-521L-0.5
Battery Models ESB2-521L and ESB2-521L-0.5



Columbia does not recommend use with harsh chemicals.
NSF/ANSI Standard 2 - Food Equipment and NSF/ANSI 372 low-lead.

Parts List

- ☐ (1) Sink bowl
- ☐ (1) Pedestal base
- ☐ (1) Set of 6 mounting nuts to attach bowl to pedestal base
- ☐ (1) AC or battery powered sensor faucet assembly
- ☐ (1) Strainer assembly with basket
- ☐ (1) Mixing check valve

Tools Required

- ☐ Tape Measure
- ☐ Adjustable Wrench
- ☐ Drill Motor and Drill Bits
- ☐ Pipe Wrench
- ☐ Level
- ☐ Safety Glasses
- ☐ Screw Drivers: 1 Phillips & 1 Standard
- ☐ Pencil
- ☐ Socket Wrench

Installation Instructions

Step 1

1. Install strainer assembly.
2. Attach bowl to pedestal base by slipping bolts on bowl through openings on pedestal base as shown in illustration A.
3. Tighten the 6 nuts to the threaded bolts under bowl. Do not over-tighten.

Step 2

1. Install faucets to the sink following the instructions provided with sensor unit.
2. Attach supply tube with elbow to back of faucet.
3. Install mixing check valve and compression fitting to control box of each sensor faucet.

Step 3

1. Place sink at the desired location.
2. Mark the floor where the four holes are at the pedestal base as shown in illustration B.
3. Drill holes as required for mounting hardware (Hardware not included).

Step 4

1. Secure sink to floor.
2. Connect waste line to strainer assembly.
1. Mount sensor control box at desired location on wall.
2. Connect power line from sensor to control box.
3. Attach supply tube from faucet to control box.
4. Connect hot and cold water from the source to mixing check valve.
5. Remove aerator from the spout and flush water system. (see step 7 sensor installation instructions)
6. Check connections for leaks.
7. Replace aerator onto the spout.



Illustration A




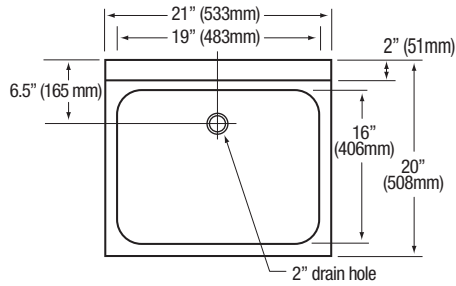
Illustration B

Notice for California Consumers

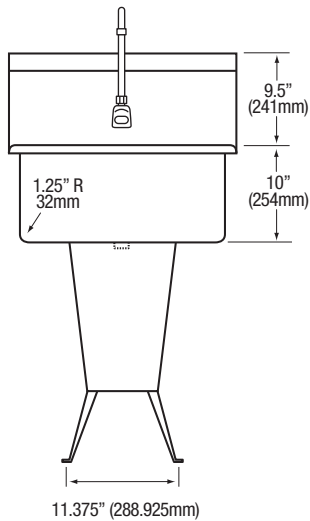
WARNING: This product can expose you to chemicals including Chromium (hexavalent compounds), Lead, and Phthalates (DEHP) which are known to the State of California to cause cancer and birth defects or other reproductive harm. For more information go to www.P65Warnings.ca.gov.

NOTE: Lead content originates from Brass components in valves and faucets and is certified under NSF/ANSI 372 as containing less than 0.25% lead in wetted surfaces.

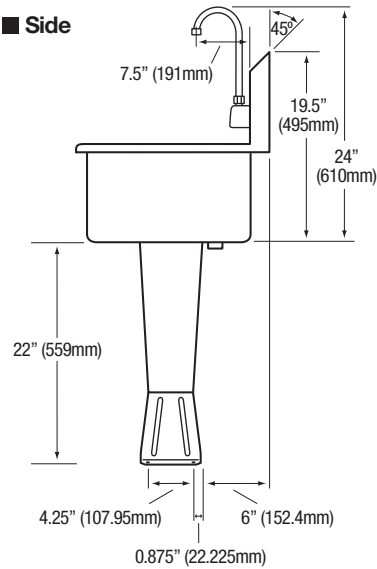
■ Top



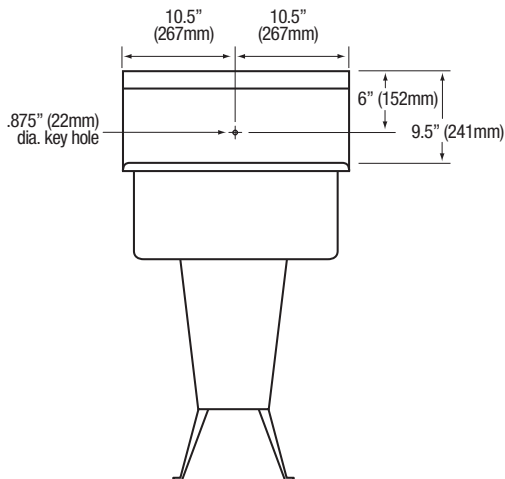
■ Front



■ Side



■ Hole Configuration



■ Floor Mounting Detail

