

Hands-Free Floor Mount Stainless Steel Utility Sink

Model	Flow-Rate
U24241	Standard 2.0 GPM
U24241-0.5	Low-Flow 0.5 GPM

Product Specifications

Built to last using 14-gauge, type 304 stainless steel. Seamless welded construction with a 1-1/2" rolled rim on front and sides. Exposed surfaces have a uniformed satin finish. Specially designed foot valve provides easy access to working parts without disconnecting mount or plumbing.

Outside Dimensions	27" x 27-1/2" x 45-1/2" High
Inside Bowl Size	24" x 24" x 12" Deep
Back Splash Height	8"
Water Activation	Single Foot Pedal Valve
Flow Rate	2 GPM
Inlet Connections	3/8" Male Compression
Drain Opening	3-1/2"
Finish	Satin
Strainer	Basket Type

Includes

- (1) Floor mount sink
- (1) Leg assembly set
- (4) Washers and nuts for connection sink to leg assembly set
- (1) Single foot pedal valve (bottom mount) with 2 nuts
- (1) Swivel gooseneck spout with aerator
- (1) Connecting tube for valve to spout connection
- (2) Fittings, brass, 0.375" male compression and 0.375" male NPT
- (1) Mixing check valve
- (1) Strainer assembly with basket

Product Compliance

NSF/ANSI 2 Food Equipment
NSF/ANSI 372 Low-Lead



Part: _____ Quantity: _____

Project: _____

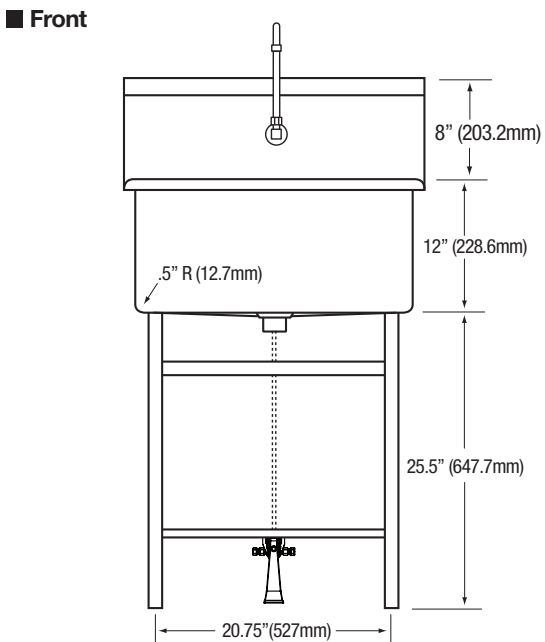
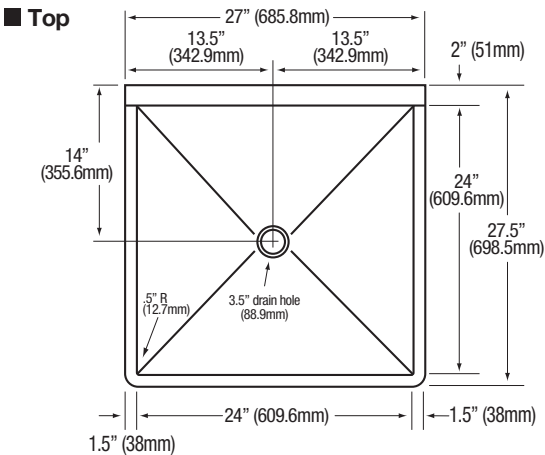
Contact: _____

Date: _____

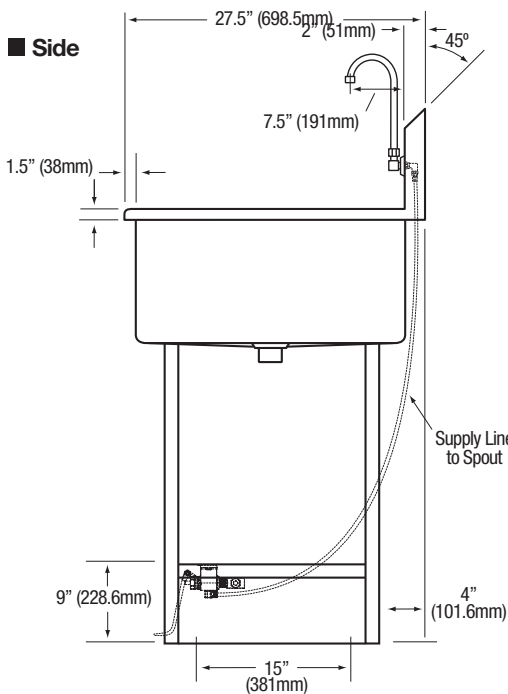
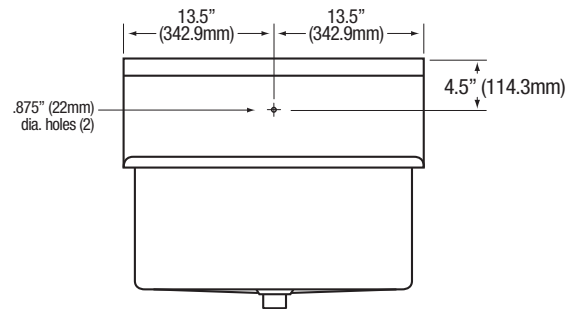
Approval: _____

Notes:

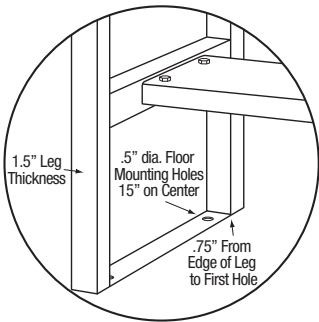
Hands-Free Floor Mount Stainless Steel Utility Sink
Models U24241 and U24241-0.5



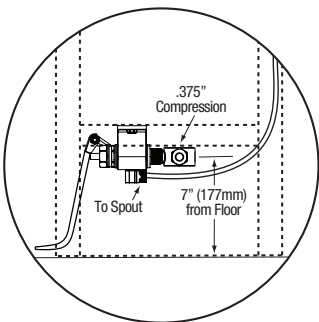
■ Hole Configuration



■ Floor Mounting Detail



■ Plumbing Detail



■ Supply Line Detail

