

Wall Mount Stainless Steel Sink

Model
6080

Product Specifications

Built to last using 16-gauge, type 304 stainless steel.  
Exposed surfaces have a satin finish.

Outside Dimensions	19" x 16" x 15" High
Inside Bowl Size	16" x 12-1/2" x 6" Deep
Back Splash Height	9"
Faucet Mounting Hole	7/8" Dia.
Drain Opening	2"
Finish	Satin
Strainer	1-1/2" Dia. Duo Basket Strainer
Wall Mounting Bracket	1/4" Dia. Mounting Holes

Includes

- (1) Wall mount sink
- (1) Wall-mounting bracket
- (2) Support brackets
- (1) Strainer assembly with basket

Product Compliance

NSF/ANSI 2 Food Equipment



Part: \_\_\_\_\_ Quantity: \_\_\_\_\_

Project: \_\_\_\_\_

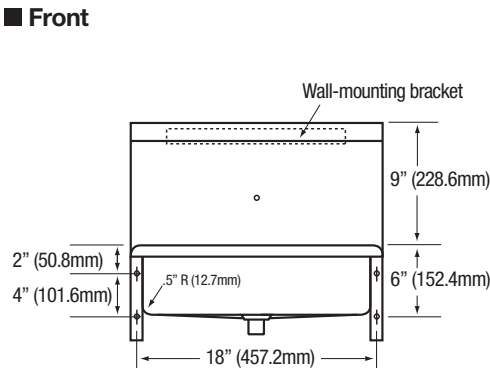
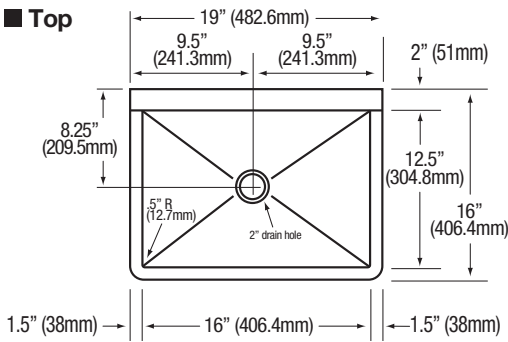
Contact: \_\_\_\_\_

Date: \_\_\_\_\_

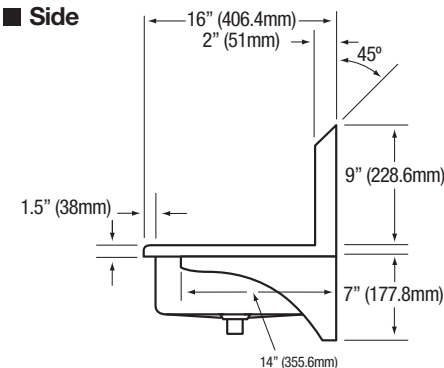
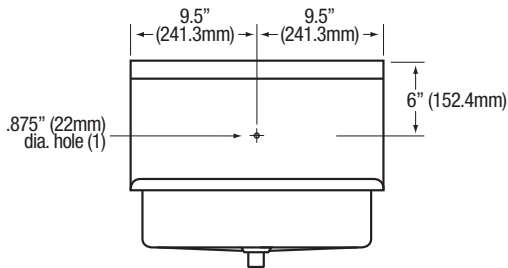
Approval: \_\_\_\_\_

Notes:

Wall Mount Stainless Steel Sink  
Model 6080



■ Hole Configuration



■ Wall Mounting Detail

